



199 rue de la Bougrière
ZAC de la Madeleine
44980 SAINTE LUCE SUR LOIRE
Tél. : 02 40 25 97 17

PRISE DE PRESSION M12X150

Imperméabilité par bille.

Etanchéité par joint perbunan NBR (-20° à 100°C)

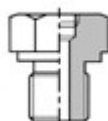
TYPE D' ETANCHEITE

JOINT O-RING



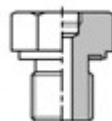
OR

METAL/METAL



MM

JOINT ENCASTRE



JE

CONIQUE



CO

JOINT O-RING UNF



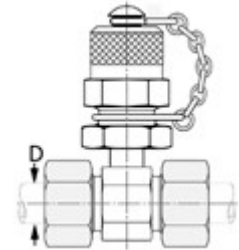
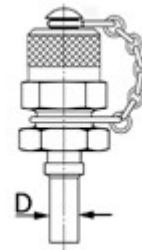
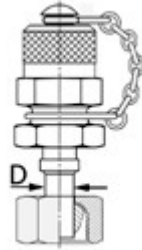
JO

VUE	IMPLANTATION A	L	ETANCHEITE	REFERENCE
	M 10x100	33	OR	PP12-M10X10
	M 12x150	33	JE	PP12-M12X15
	G 1/8" cyl.	39	JE	PP1-MG1/8
	G 1/4" cyl.	33	JE	PP12-MG1/4
	7/16-20 UNF	34	JO	PP12-M7/16
	1/4" NPT	29	CO	PP12-MNPT1/4

VUE	A	L	ETANCHEITE	REFERENCE
	FG 1/4	48	JE	PP12CL-FG1/4
	FG 1/2	52	JE	PP12CL-FG1/2

VUE	A	ETANCHEITE	REFERENCE	
	F 16x200	FG 1/4	OR	PP12F-FG1/4
	F 16x200	FG 1/2	OR	PP12F-FG1/2

PRISE DE PRESSION M12X150



Série	PN	D	Implant.	PP12-DKO	PP12-EL	PP12-UD
L	315	06	M 12x150	PP12-DKO-06L	PP12-EL-06L	PP12-UD-06L
L	315	08	M 14x150	PP12-DKO-08L	PP12-EL-08L	PP12-UD-08L
L	315	10	M 16x150	PP12-DKO-10L	PP12-EL-10L	PP12-UD-10L
L	315	12	M 18x150	PP12-DKO-12L	PP12-EL-12L	PP12-UD-12L
L	315	15	M 22x150	PP12-DKO-15L	PP12-EL-15L	PP12-UD-15L
L	315	18	M 26x150	PP12-DKO-18L	PP12-EL-18L	PP12-UD-18L
L	160	22	M 30x200	PP12-DKO-22L	PP12-EL-22L	PP12-UD-22L
L	160	28	M 36x200	PP12-DKO-28L	PP12-EL-28L	PP12-UD-28L
L	160	35	M 42x200	PP12-DKO-35L	PP12-EL-35L	PP12-UD-35L
L	160	42	M 52x200	PP12-DKO-42L	PP12-EL-42L	PP12-UD-42L
S	630	06	M 14x150	PP12-DKO-06S	PP12-EL-06S	PP12-UD-06S
S	630	08	M 16x150	PP12-DKO-08S	PP12-EL-08S	PP12-UD-08S
S	630	10	M 18x150	PP12-DKO-10S	PP12-EL-10S	PP12-UD-10S
S	630	12	M 20x150	PP12-DKO-12S	PP12-EL-12S	PP12-UD-12S
S	630	14	M 22x150	PP12-DKO-14S	PP12-EL-14S	PP12-UD-14S
S	400	16	M 24x150	PP12-DKO-16S	PP12-EL-16S	PP12-UD-16S
S	400	20	M 30x200	PP12-DKO-20S	PP12-EL-20S	PP12-UD-20S
S	400	25	M 36x200	PP12-DKO-25S	PP12-EL-25S	PP12-UD-25S
S	400	30	M 42x200	PP12-DKO-30S	PP12-EL-30S	PP12-UD-30S
S	315	38	M 52x200	PP12-DKO-38S	PP12-EL-38S	PP12-UD-38S



199 rue de la Bougrière
ZAC de la Madeleine
44980 SAINTE LUCE SUR LOIRE
Tél. : 02 40 25 97 17

PRISE DE PRESSION M12X150

Avec Joint VITON FPM (-20° à 200°C) : Référence= PV12....

Corps en inox 316TI : Référence= PPX12....